

Family Project Guides:

Simple

Welcome to Guides for Simple Family Projects! This collection of guides encourages family bonding with engaging activities for parents, grandparents, and kids. Through movie reviews, friendship books, family newsletters, and adventure stories, you'll strengthen connections, share experiences, and ignite creativity. Get ready for a remarkable journey of storytelling magic and family bonding!

Let the adventure begin!



Simple Family Project #1

LIGHTS, CAMERA, REVIEW



Guide for parents/grandparents:

Watch a movie together and write a review, discussing the plot, characters, and themes. Choose a movie that everyone in the family can enjoy, taking notes along the way. When finished, take turns discussing your thoughts about the movie, and work together to create a written review. You can use a word processor or write it down on the sheet provided in the next pages. Make sure your child shares the review with loved ones!



MOVIE REVIEW FORMAT

★ **Title of the Movie:**


★ **Introduction:** Write the title of the movie and a brief description of what it's about. Share if you were excited or curious to watch the movie and why.

★ **Story Summary:** In a few sentences, explain what the movie is about. What happens in the beginning, middle, and end? What are the main events or adventures?

★ **Characters:** Who are the main characters in the movie? Describe their personalities and what they do in the story. Do you have a favorite character? Why do you like them?

★ **Favorite Scene:** Choose one scene from the movie that you really enjoyed. Describe what happened in that scene and why it stood out to you. Was it funny, exciting, or emotional?

★ **Lessons Learned:** What did you learn from watching the movie? Did it teach you anything about friendship, bravery, or helping others? Share the important lessons you took away from the story.




★ **Visuals and Effects:** Talk about how the movie looked. Did it have cool special effects or beautiful scenery? Was there anything that looked really interesting or magical?

★ **Favorite Song or Music:** Did the movie have any songs or music that you liked? Which one was your favorite? Why did you enjoy it?

★ **Overall Rating:** On a scale of 1 to 5 stars, how much did you like the movie? Explain why you gave it that rating. Would you recommend it to your friends? Why or why not?

★ **Conclusion:** Summarize your thoughts about the movie. Did you enjoy watching it? What were the best parts? Finish by sharing your final recommendation: Should other kids watch this movie? Why or why not?

Remember, this is your movie review, so have fun expressing your opinions and sharing what you liked about the movie!



MY MOVIE REVIEW

Title: _____

Date: _____

★ Introduction:

★ Story Summary:

★ Characters:

★ Favorite Scene:

MY MOVIE REVIEW

★ Lessons Learned:

★ Visuals and Effects:

★ Favorite Song or Music:

★ Overall rating: ☆☆☆☆☆

★ Conclusion:


Simple Family Project #2

Celebrating Our Family Relationships



Guide for parents/grandparents:

Create a book where each of your family member writes down qualities they respect about each other or memories they share. You can use a notebook, journal, or scrapbook to create the book. Start by decorating the cover and adding a title. Then, have a family member (or more) take turns writing down the things they appreciate about each other or the memories they share. You can also include pictures or drawings to make the book even more special. Please check out the next page for the writing format.



WRITING FORMAT

★ **Introduction:** Write the name of the family member and why you admire them.

★ **Description:** Use descriptive words to explain their qualities and what makes them special.

★ **Memory Sharing:** Share a specific memory or experience you have with that family member.

★ **Gratitude:** Express your appreciation and what you value most about them.

★ **Personal Touch:** Add drawings or decorations to make your friendship book visually appealing.

Enjoy creating your friendship book, celebrating the amazing people in your family!



Simple Family Project #3


Crafting an Adventure Story as a Family




Guide for parents/grandparents:

Write a choose-your-own-adventure story together, where each family member takes turns writing the next part of the story and choosing the direction it goes. Start by brainstorming different story ideas and deciding on a general plotline. Then, take turns writing different parts of the story and deciding on the choices the reader can make. Make sure to keep track of the different paths the story can take, and work together to create a cohesive and engaging adventure. We've provided blank pages for your story, feel free to use them or use a separate sheet.







Simple Family Project #4

Keeping in Touch with a Newsletter



Guide for parents/grandparents:

Write a family newsletter together, detailing important events and milestones in each person's life. You can use a word processor, design software, or even create a physical newsletter. Start by choosing a format and layout, then have each family member write a short blurb about what they have been up to recently.

You can also include pictures, artwork, or other graphics to make the newsletter even more interesting. To develop your family newsletter, please refer to a template in your favorite software program such as Microsoft Word, Apple Pages, Canva, etc.

